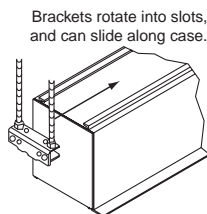


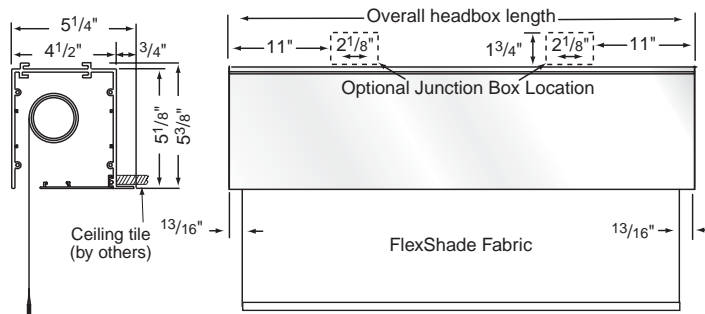
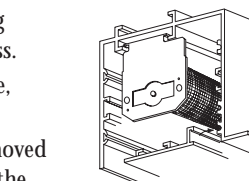
# Access FlexShade

The Access FlexShade is a single motorized or bead chain clutch operated shade in an extruded aluminum headbox with a bottom closure panel that forms a slot for fabric passage. The Access FlexShade is a versatile ceiling-recessed shade, offering you the following benefits—

- The white extruded aluminum headbox can be installed in the ceiling quickly and easily during the “dirty” phase of the construction process.
- A flange along the front of the headbox supports acoustical ceiling tile, or trims the opening of any type of ceiling.
- A bottom panel forms a slot for passage of the shade, and is easily removed without tools for unobstructed access into the case for installation of the window shade.
- Headbox mounts easily with  $\frac{3}{8}$ " threaded rod anywhere along the length of the headbox, with lag screws through top of headbox or hanger wire in a grid ceiling.
- The shade (motor-in-roller with attached shade fabric) can be installed at a future date in seconds with patented, twist-in roller brackets. These internal roller brackets slide in a track, so they may be located wherever appropriate after the pocket is installed. Minimizes job site damage.
- Choose a glare control fabric—mesh or translucent—or a free-hanging room darkening fabric.
- Engineered for specific installations. Depending on fabric, maximum recommended height is 10'. Larger sizes may be available; contact Draper for details.



*U.S. Patent 6,421,175.*  
*Other patents pending.*



# Ultimate Access FlexShade

The ultimate in shade design—a single motorized shade in an extruded aluminum headbox with an automatic ceiling closure that opens into the headbox. The Ultimate Access FlexShade is only available from Draper.

When closed, the motorized shade is completely hidden from view inside its headbox. The solid bottom panel gives the ceiling a clean appearance and protects the shade fabric from dust and dirt. At the touch of one switch or wireless transmitter, a separate motor opens the door into the headbox and then the motorized shade descends in front of the window.

Choose a glare control fabric—mesh or translucent—or a free-hanging room darkening fabric. The Ultimate Access FlexShade headbox and ceiling closure are white where visible at the ceiling line. Optional ceiling tile flange is available, 5/8" wide, along the front of the headbox. Maximum size is 12' x 12'. Larger sizes may be available; contact Draper for details.

Note: Side channels are not available.



*U.S. Patents 5,341,241 and 6,421,175. Other patents pending.*

