




RIVIERA® CONTRACT 1" BLIND

Competitively positioned 1" horizontal aluminum window covering for commercial applications.



Key Features:

- Lifetime warranty
- Headrail: 1" high x 1 ⁹/₁₆" wide
- Nominal .0060" slat thickness
- 14.2 slats per foot
- Guardian Tilter™ disengaging clutch mechanism

Product Overview

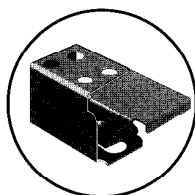
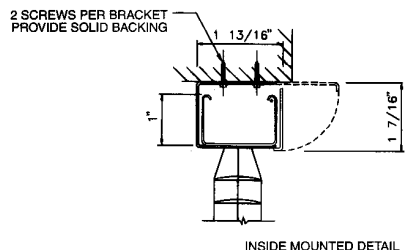
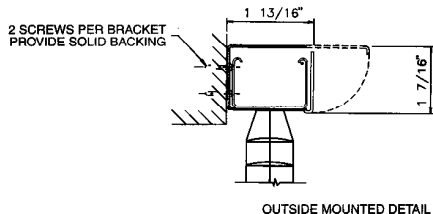

The Riviera Contract 1" Blind represents Levolor's quality horizontal blind backed by the Forever Never Worry Warranty. Committed to both durability and aesthetics, the Riviera Contract 1" blind combines the highest quality components with visibly attractive features to provide an overall superior product.

The durable and sleek headrail is made of roll-formed corrosion-resistant Tomized steel. The strength of the overall headrail profile provides smooth operation, even under heavy loads associated with large window applications. The steel hardware is machine-clinched, insuring accurate alignment of moving parts and long, maintenance-free operation.

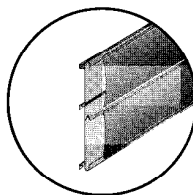
The nominal .0060" thick slats are made of high grade magnesium aluminum alloy which provides overall strength and resiliency, guaranteeing a quality look for the life of the blind. The Riviera Contract 1" blinds 14.2 slats per foot meet or exceed industry standards and insure tight closure and optimum light control. The exclusive Guardian Tilter disengaging clutch mechanism eliminates over rotation of the tilt wand and protects the tilt mechanism against breakage.

The Riviera Contract 1" blind is offered in a large selection of popular colors. Options include the Top-Lok Cord Lock, which holds the blind completely up or down for a consistent look across all windows.

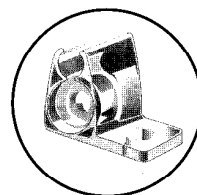
RIVIERA® CONTRACT 1" BLIND



Open End Bracket



Vogue® Valance Option



Hold Down Bracket

Product Specifications

For more detailed specifications please reference Riviera Contract 1" Blind product Guide Specifications.

Part II – Products

- A. Riviera Contract 1" (25 mm) Blind manufactured by Levolor Home Fashions
- B. Lifetime Warranty
- C. Materials:

- ☐ **Headrail** shall be of .025" thick Tomized steel, "U" shaped, 1" high x 1 9/16" wide. All hardware shall be enclosed in the metal headrail.
- ☐ **Guardian Tilter** mechanism shall be of a not less than .031" thick Tomized steel housing with a self-lubricating nylon, automatically disengaging worm and gear mechanism to eliminate overdrive.
- ☐ **Tilt Wand** shall be transparent with a hexagonal cross section 5/16" across flats.
- ☐ **Cord Lock** shall be .042" thick Tomized steel and shall be crashproof.
- ☐ **Drum and Cradle** shall be provided for each ladder.
 - a. Drums shall be of .031" thick Tomized steel.
 - b. Cradles shall be of .042" thick Tomized steel.
- ☐ **Installation Brackets** shall be of at least .048" thick Tomized steel with a rivet-hinged safety locking front cover to permit removal of headrail without lateral movement.
- ☐ **Ladders** (slat supports): Distance between slats shall not exceed 21.5 mm (nominally 14.2 slats per vertical foot).
- ☐ **Slats** shall be of 5000 series magnesium aluminum alloy only, not to include reprocessed metals. Slats shall be nominally 1" wide .0055"± .0003" thick prior to coating the thickness of the slats shall be nominally .0060".
- ☐ **Bottomrail** shall be of .031" thick Tomized steel.
- ☐ **Options** shall include:
 - a. Top-Lok cord Lock
 - b. Restrictive Cam Tilter
 - c. Special Installation Brackets



Levolor Home Fashions
Contract Division
4110 Premier Dr.
High Point, NC 27265
1-800-221-6803

© Copyright 1996 Levolor Home Fashions. All rights reserved. US and non-US patents and patents pending. Product specifications are subject to change without notice. Printed in the USA.

Contract Customer Service
1-800-826-8021

R1079000

RIVIERA® CONTRACT 1" BLIND

Competitively positioned 1" horizontal aluminum window covering for commercial applications.

PART I – GENERAL

1.01 SCOPE

- A. Furnish and install Levolor blinds, provided by Levolor Home Fashions, 4110 Premier Drive, High Point, NC 27265, in accordance with specifications, drawings, and contract documents.
- B. Related work specified elsewhere.

1.02 QUALITY ASSURANCE

- A. Installer's qualifications:
 - 1. The installer shall be a firm approved by Levolor Home Fashions Contract Division.
 - 2. The installer shall be qualified to install the product specified, as demonstrated by prior experience.
- B. Job mock-up. (Describe)

1.03 SUBMITTALS

- A. Product information: Submit Levolor product literature and installation instructions.
- B. Shop drawings: Indicate field-measured dimensions of opening which are to receive blinds, details on mounting surface and sill conditions, and details of corners and conditions between adjacent blinds.
- C. Color samples: Submit a sample of each type and color of material specified.

1.04 DELIVERY, STORAGE, AND HANDLING

- A. Packing and Shipping
 - 1. Materials shall be delivered to the Project in Levolor's original unopened packaging with labels intact.
- B. Storage:
 - 1. Materials shall be stored in a clean area which is free of corrosive fumes, dust, and away from construction activities.

2. Materials shall be stacked horizontally using plastic or wood shims such that drainage and ventilation are provided for, and such that water cannot accumulate in, about or upon the containers.

3. Stacks shall be covered with tarpaulins or plastic such that ventilation is provided for, and such that contaminants are prevented from contacting surfaces.

1.05 PROJECT/SITE CONDITIONS (BEFORE PRODUCT INSTALLATION BEGINS)

- A. Roof must be tight, windows and frames installed and glazed, and interior doors hung.
- B. Wet work including concrete, masonry, plaster, stucco, terrazzo, sheetrock, spackling, and taping (including sanding) shall be complete and dry.
- C. Ceilings, window pockets, electrical, and mechanical work above the product shall be complete.
- D. Electrical power (110 volt AC) shall be available for installer's tools within 500 ft. of product installation areas.

1.06 WARRANTY

- A. Lifetime warranty: Levolor Home Fashions Contract Division shall repair or replace for the life of the blind, at its option, without charge, any part found defective in workmanship or material as long as the blind remains in the same window for which it was purchased.

PART II – PRODUCTS

2.01 MANUFACTURER AND PRODUCT DESCRIPTION:

- A. Acceptable product: Riviera Contract 1" (25mm) blind manufactured by Levolor Home Fashions.
- B. Materials:
 - 1. Headrail shall be of .025" thick

Tomized steel, "U" shaped, 1" high x 1 9/16" wide with flanged edges at top, and coated with baked on finish. All hardware shall be enclosed in the metal headrail.

2. Guardian Tilter mechanism shall be of a not less than .031" thick Tomized steel housing with a self-lubricating nylon, automatically disengaging worm and gear mechanism to provide maximum closure, eliminate overdrive, and prevent strain or damage to blind.

3. Tilt Wand shall be transparent with a hexagonal cross section 5/16" across flats.

4. Cord Lock shall be .042" thick Tomized steel and shall be securely attached to headrail. It shall be a crash-proof type with sufficient sensitivity to lock slats at desired height upon release of cords.

5. Drum and cradle shall be provided for each ladder.

a. Drums shall be .031 Tomized Steel providing secure attachment for both ladder ends.

b. Cradles shall be of .042" thick Tomized steel having two holes with rolled edges to guide cords through bottom of headrail without abrasion. They shall provide bearing support for the tilt rod, thus preventing the weight of the blind from being transferred to the tilter. Cradles shall center drums over ladder openings.

6. Tilt Rod shall be U-shaped, with a circular radius of approximately .125" designed to achieve minimum torsional deflection. For blinds over 60" wide and under 80" long, or over 55" wide and over 80" long, tilt rod shall be solid D-shaped with an average cross section of .28" designed to achieve minimum torsional deflection.

7. End Braces shall be of .037" thick Tomized steel with reinforcing ribs and field adjustable tabs. End braces shall

be of .037" thick Tomized steel with reinforcing ribs and field adjustable tabs. End braces shall incorporate a field adjustable tab to insure secure installation, center blind in window, and prevent lateral movement.

8. Installation Brackets shall be of at least .048" thick Tomized steel with baked-on finish to match headrail. The brackets shall incorporate a rivet-hinged safety locking front cover to permit removal of headrail without lateral movement. Mounting holes shall be located to accommodate overhead, side, or face mounting.

9. Intermediate Brackets shall be of .050" thick Tomized steel and shall be installed with blinds over 60" wide and under 80" long, or over 55" wide and over 80" long. Brackets shall be supplied as required.

10. Ladders (slat supports) shall be braided polyester yarn dyed to Levolor color standard. The two vertical components shall be .076" x .038" designed for maximum flexibility combined with minimum stretch and tensile strength of not less than 50 lbs. per cable. Horizontal components (rungs) shall consist of not less than four cables inter-braided with the vertical components. Ladder shall support the slats without visible distortion. Distance between slats shall not exceed 21.5mm (nominally 14.2 slats per vertical foot). Distance between ladders shall not exceed 23" for blinds up to 80" long. For blinds over 80" long, distance between ladders shall not be greater than 22". Distance between end ladder and end of slat shall not exceed 7".

11. Slats shall be of 5000 series magnesium aluminum alloy only, not to include reprocessed metals. Aluminum alloy shall be tempered to optimize tensile and yield strength for superior slat strength, resiliency, and corrosion resistance. Slats shall be nominally 1" wide and .0055" ± .0003 prior to coating; after coating the thickness of the slats shall be nominally .0060". Slats shall have a coating thickness of .8 mil to 1.5 mil. Slats shall perform to 500 hours of 100% relative humidity testing, 300 hours of 5% salt spray solution at 95 degree F testing, and 250 hours of accelerated weathering testing without blistering, fading, corroding, or

adhesive failure. Slat thickness and ladder support distances shall prevent visible sag or bow after continued use indoors.

12. Bottomrail shall be of .031" thick Tomized steel formed after coating and shall be provided with color compatible molded plastic ladder and end caps having integral protrusions designed to prevent bottom bar from marring window sill and/or mullions.

13. Lift Cord shall be braided of high strength, 1.4 mm dia. polyester fiber with a high tenacity polyester core, 34 picks per inch, 16 carrier smooth braids, and shall be flexible, have minimum stretch, maximum abrasion resistance characteristics, and a minimum breaking strength of 130 lbs. Cord shall be of sufficient length equalized to properly control raising and lowering of blind and spaced not over 46" between cords.

14. Options shall include:
- a. Cord Tilter
 - b. Cutouts
 - c. Definition Edging
 - d. Extension Plates
 - e. Fixed Height Lift Cord
 - f. Hold Down Brackets
 - g. Invisible Installation Brackets
 - h. Multiple Blinds on One Headrail
 - i. Multi-Colored Striping
 - j. Pivot Plate
 - k. Pocket Brackets
 - l. Projection Brackets
 - m. Restrictive Cam Tilter
 - n. Ring Pull
 - o. Telescopic or Non-Telescopic Tilter Pole
 - p. Top-Lok Cord Lock
 - q. Universal Ring Tilter
 - r. Valance

PART III – EXECUTION

3.01 INSPECTION

- A. Window treatment subcontractor shall be responsible for inspection of site, field measurements, and approval of mounting surfaces and installation conditions.
- B. Subcontractor shall verify that site is free of conditions that interfere with blind installation and operation, and shall begin installation only when any unsatisfactory conditions have been rectified.

3.02 INSTALLATION

- A. Installation shall comply with Levolor specifications, standards, and procedures.
- B. Provide support brackets as per Levolor's installation instructions.
- C. See installation instructions packaged with blinds for more installation details.
- D. Provide adequate clearance to permit unencumbered operation of blind and hardware.
- E. Demonstrate blinds to be in uniform and smooth working order.

3.03 CLEANING

- A. Clean soiled blinds with a mild soap solution only. Do not use cleaning methods involving heat, bleach, abrasives, or solvents. Do not use window cleaner or cloths with paper content.
- B. Ensure proper drying following cleaning by providing adequate ventilation.



**Levolor Home Fashions
Contract Division**

4110 Premier Drive
High Point, NC 27265
1-800-221-6803

Contract Customer Service
1-800-826-8021

©Copyright 1996, Levolor Home Fashions.
All rights reserved. US and non-US patents
and patents pending. Product specifications
are subject to change without notice.
Printed in the USA.